

# Relationships

**What qualities do people need to have to have successful relationships?**

**English Language Arts**

***Topic – Severe Weather Conditions***

**GLO – 3 – Manage Ideas and Information**

SLOs:

3-1 – Plan and Focus

3.1.1 – personal knowledge

3.1.2 – Ask questions

3.1.3 – Inquiry

3.1.4 – Create and follow a plan

3-2 – Select and Process

3.2.1 – Identify personal knowledge

3.2.2 - Identify sources

3.2.3&4 – Access sources & Information

3.2.5 – Make sense of information

3-3 – Organize, Record and Assess

3.3.1 – Organize information

3.3.2 – Record information

3.3.3 – Evaluate Information

3.3.4 – Develop new understanding

## Assignment Criteria

### Plan and Focus

- Students will use personal knowledge of severe weather conditions to select weather condition of their choice.
- Students will generate 3 big questions they want to find out about the topic.

### Select and Process

- Students will use personal information and previously learned science information to guide their research
- Students will use a variety of text sources and online information to search for answers to their questions.
- Students will evaluate their information to see if it answers their questions.

### Organize Record and Assess

- Students will organize and record their information on graphic organizers to keep track of personal learning and inquiry ideas.
- Students will share their new understandings with the class through a power point presentation.
- Students will return to the big question of Relationships in connection to their topic and reflect on the question in connection to their topic. Students will use 2-3 of the class critical thinking questions in their reflection.

## All Learners Will...

### Plan and Focus

- Students will use personal knowledge of severe weather conditions to select weather condition of their choice.
- Students will generate 3 big questions they want to find out about the topic.

### Select and Process

- Students will use personal information and previously learned science information to guide their research
- Students will use a variety of text sources and online information to search for answers to their questions.

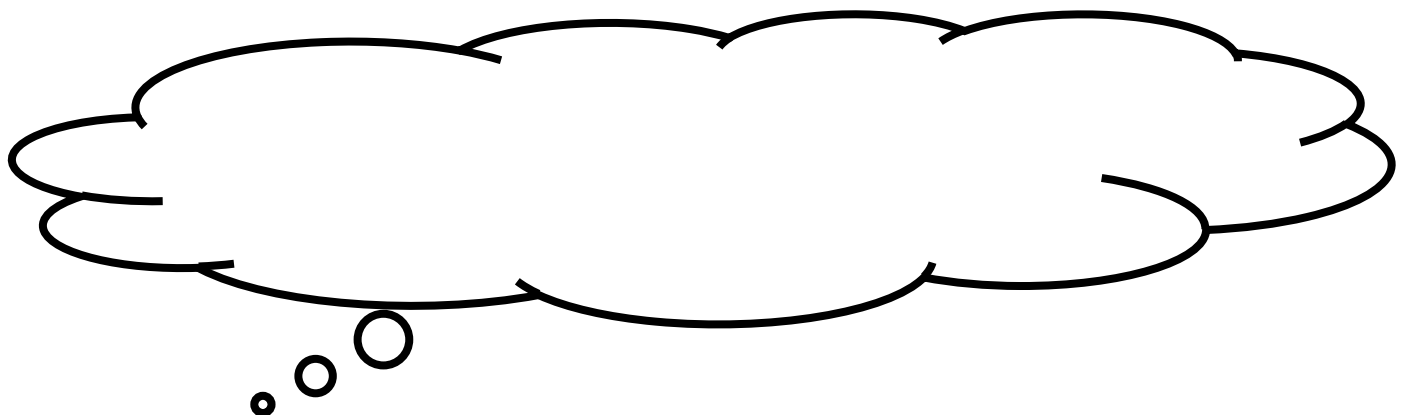
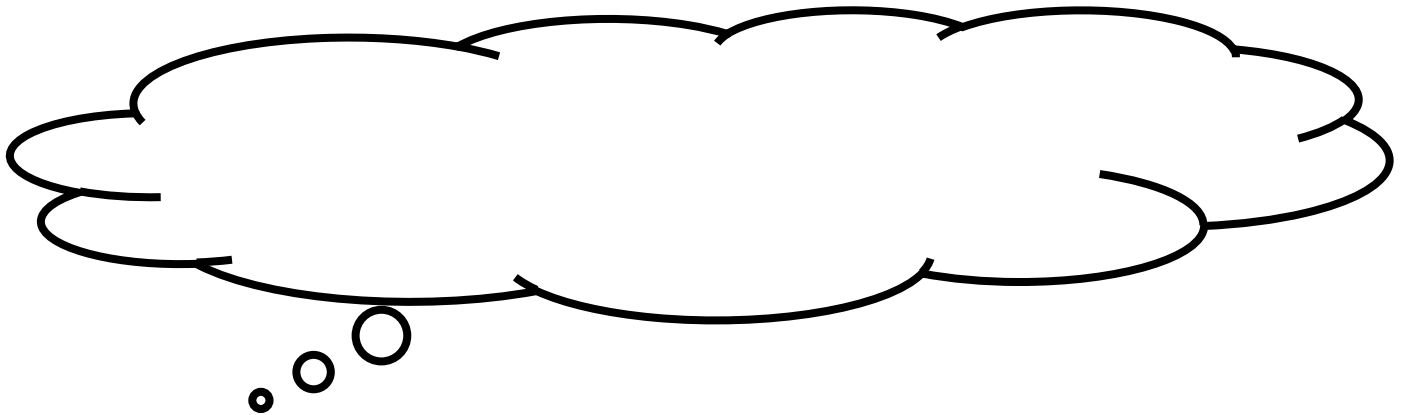
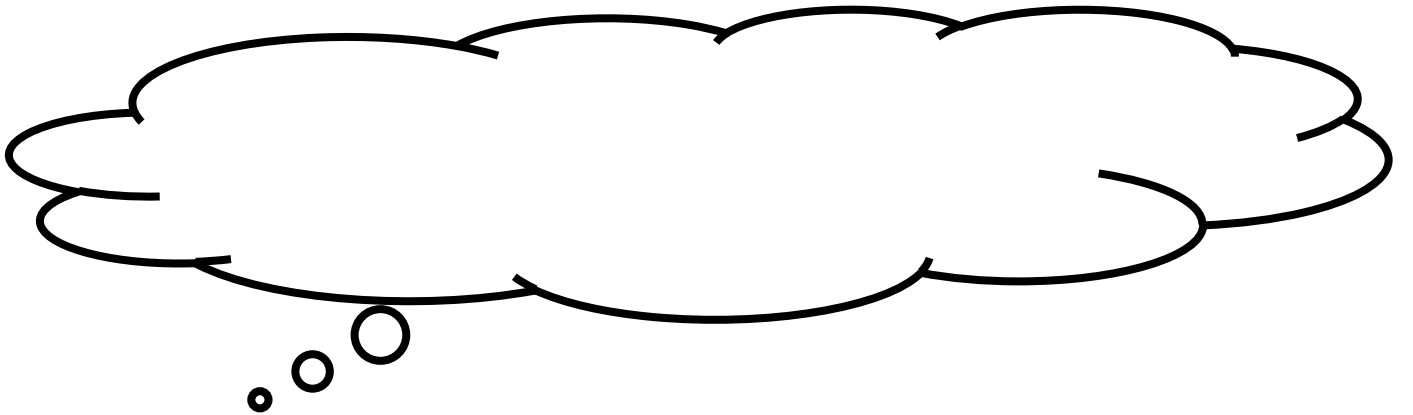
### Organize Record and Assess

- Students will organize and record their information on graphic organizers to keep track of personal learning and inquiry ideas.
- Students will share their new understandings with the class through a power point presentation.

# Severe Weather Conditions

Topic: \_\_\_\_\_

Generate 3 big questions you have on this topic



*Research: Finding Answers to Inquiry Questions*

Question 1: \_\_\_\_\_

\_\_\_\_\_

**Jot note facts that help answer my question**

- \_\_\_\_\_
- \_\_\_\_\_
- \_\_\_\_\_
- \_\_\_\_\_
- \_\_\_\_\_
- \_\_\_\_\_
- \_\_\_\_\_
- \_\_\_\_\_

**Pictures or Diagrams that support my findings:**

**Interesting facts on my findings:**

- \_\_\_\_\_
- \_\_\_\_\_
- \_\_\_\_\_
- \_\_\_\_\_

*Research: Finding Answers to Inquiry Questions*

Question 2: \_\_\_\_\_

**Jot note facts that help answer my question**

- \_\_\_\_\_
- \_\_\_\_\_
- \_\_\_\_\_
- \_\_\_\_\_
- \_\_\_\_\_
- \_\_\_\_\_
- \_\_\_\_\_
- \_\_\_\_\_

**Pictures or Diagrams that support my findings:**

**Interesting facts on my findings:**

- \_\_\_\_\_
- \_\_\_\_\_
- \_\_\_\_\_
- \_\_\_\_\_

*Research: Finding Answers to Inquiry Questions*

Question 3: \_\_\_\_\_

\_\_\_\_\_

**Jot note facts that help answer my question**

- \_\_\_\_\_
- \_\_\_\_\_
- \_\_\_\_\_
- \_\_\_\_\_
- \_\_\_\_\_
- \_\_\_\_\_
- \_\_\_\_\_
- \_\_\_\_\_

**Pictures or Diagrams that support my findings:**

**Interesting facts on my findings:**


- \_\_\_\_\_
- \_\_\_\_\_
- \_\_\_\_\_
- \_\_\_\_\_

## *The Big Question:*

**What qualities do people need to have to create successful relationships?**

- **Think about what qualities people need to have to have successful relationships in times of stress, pain, devastation and fear.**

**Create a mind map, jot notes or free write your ideas.**

A large, empty rectangular box with a black border, intended for students to create a mind map, jot notes, or free write their ideas in response to the question above.

# *Power Point Presentation*

*Share your inquiry findings with your class!*

**Slide 1 – Your 1<sup>st</sup> question**

**Slide 2 – Your answer**

**Slide 3 – Interesting facts and pictures or diagrams**

**Slide 4 – Your 2nd question**

**Slide 5 – Your answer**

**Slide 6 – Interesting facts and pictures or diagrams**

**Slide 7 – Your 3rd question**

**Slide 8 – Your answer**

**Slide 9 – Interesting facts and pictures or diagrams**

**Slide 10 – Your reflection on the big question!**

**Check list for success:**

- Read over your slides. Refer to the rubric of assessment to ensure you have met all criteria.
- Read over your slides to ensure all content has been included, correct use of spelling and grammar, along with the consistent use of punctuation.
- Have a friend read over your slides.
- Practice presenting to a different friend. Do peer evaluation reflections for each other.
- Print your slides. Be sure to print 6 slides per page.
- Present to class.
- Complete a self-evaluation reflection that reflects on the entire process and presentation. Attach self-evaluation and peer-evaluation to print offs and hand in!



